


Limit switch, adjusted lever with a roll LK\108



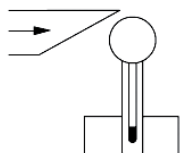
Ordering code

LK\108

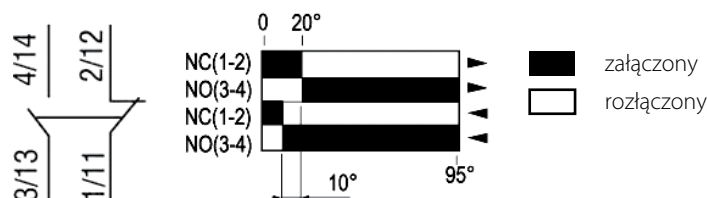
Product description

- Double circuit limit switch
- Resistant design, made of rigid plastic and aluminium cast (head and the cover make a uniform shape)
- Compact sizes, oil- and waterproof. Built-in switch with a double spring mechanism
- Longer mechanical life. Smooth action, longer service life
- Easy-to-wire circuit opening design
- Wide variety of actuators, easy use

Type of triggering



Contact operation



Technical data of triggering

Triggering	convex 30°
Max. triggering speed	1.3 m/s
Max. triggering force	750 g
Min. restoring force	100 g

Technical data

Compliance with the standard	IEC 60947-5-1 EN 60947-5-1 UL508 CSAC22-2N° 14 IEC 60204-1 (components) EN 60204-1 (components)
Ambient temperature	-25 ... +70°C (work) -40 ... +70°C (storage)
Vibration test (acc. to IEC 60068-2-6)	55 Hz, 1.5 mm double amplitude
Shock test (acc. to IEC 60068-2-27)	30g 18 ms in any position
Protection level	IP 65, compliant with IEC60529
Mechanical endurance	15 mln (cycles)
Rated insulation voltage U_i	500 V, class of pollution 3, compliant with IEC 60947-1 300V, compliant with UL508, CSA C22-2n° 14
Wire gauge	maks. 2.5 mm ² (terminals)
Inductive load	AC15, B300 ($U_{sub>e</sub>}=240V$, $I_{sub>e</sub>}=1.5A$) DC-13, R300 ($U_{sub>e</sub>}=250V$, $I_{sub>e</sub>}=0.1A$)
Resistive load	250V, 5A
Frequency of switching	120 cycles/min
Insulation resistance	>100 MΩ. 500 V
Contact resistance	<25 MΩ, 5 V, 5 mA, after 10 m cycles
Electrical endurance	1 m cycles, AC-15 ($U_e=240 V$, $I_e = 1,5 A$)
Contact insulation	Za
Gland	rubber, max Ø 6...9 mm

Accessories

LK108-H Głowica regulowana dźwignia z rolką do łącznika krańcowego

Dimensions

