


Łącznik krzywkowy mocowany do pulpitu w otworze $\varnothing 22$ pokrętny piórkem SK10G P22



Srebrna naklejka na pulpit



P22



P22C

Ordering code

SK 10 G- \

Mounting

- P22 napęd D22 (IP65) z pokrętkiem czarnym i tabliczką srebrną
- P22C napęd D22 (IP65) z pokrętkiem czerwonym i tabliczką srebrną

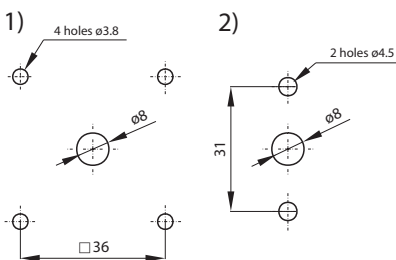
Assembly number

- 1.825 Disconnecter 0-1 (1 - pole)
- 1.828 Disconnecter 0-1 (2 - pole)
- 2.8211 Disconnecter 0-1 (3 - pole)
- 2.8210 Disconnecter 0-1 (4 - pole)
- 3.8220 Disconnecter 0-1 (5 - pole)
- 3.8210 Disconnecter 0-1 (6 - pole)
- 4.8240 Disconnecter 0-1 (7 - pole)
- 4.824 Disconnecter 0-1 (8 - pole)
- 5.8220 Disconnecter 0-1 (9 - pole)
- 5.822 Disconnecter 0-1 (10 - pole)
- 6.8210 Disconnecter 0-1 (11 - pole)
- 6.821 Disconnecter 0-1 (12 - pole)
- 3.8368 Reversing switch L-0-P
- 3.83139 2-speed switch
2 separate windings
- 4.8390 2-speed Dahlander switch
- 4.831 3-phase starting switch 0-Y- Δ
- 5.8538 3-phase starting
reversing switch
- 6.4470 3-speed Dahlander switch
single winding for low speed
- 6.4480 3-speed Dahlander switch
single winding for medium speed
- 6.4490 3-speed Dahlander switch
single winding for high speed
- 4.883 Voltmeter selector switch
- 2.4414 Rotary disconnecter 0-1
- 2.8445 Control switch 0-1-2-3
- 1.834 Disconnecter 1-0-2 (1 - pole)
- 2.8338 Disconnecter 1-0-2 (2 - pole)
- 3.8380 Disconnecter 1-0-2 (3 - pole)
- 4.8396 Disconnecter 1-0-2 (4 - pole)
- 5.8380 Disconnecter 1-0-2 (5 - pole)
- 6.8380 Disconnecter 1-0-2 (6 - pole)

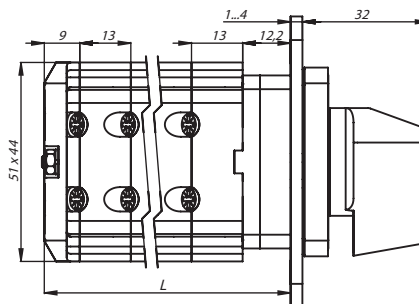
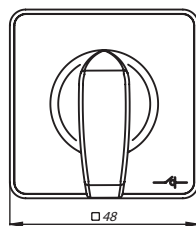
Current

10 10 A

Dimensions



Spacing of fixing holes for the assembly:
1) P03, P04, P07, P08 (4 tapping screws)
2) P23, P24, P27, P28 (2 screws)



Number of segments	L [mm]
1	34
2	47
3	60
4	73
5	86
6	99
7	112
8	125
9	138
10	151

Number of segments in the switch

1 ... 6

Technical data

Rated insulation voltage U_e	690 V
Rated withstand impulse voltage U_{imp}	6 kV
Rated continuous current $I_u=I_{th}$	16 A
Rated operational current I_e for AC-21A, AC-22A	10 A (230/400/500/690 V)
Rated operational power P_e for AC-23A	2 kW (230 V) 4 kW (400 V) 5 kW (500 V) 6 kW (690 V)
Rated operational power P_e for AC-3	1.5 kW (230 V) 3 kW (400 V) 3.5 kW (500 V) 5 kW (690 V)
Rated operational current I_e for DC-21A	10 A (24 V) 6 A (110 V) 5 A (220 V)
Short-time short-circuit withstand current $I_{cw}(1s)$	0.5 kA
Rated short-circuit making current I_{cm}	0.7 kA
Rated conventional short-circuit current	10 kA
Rated current fuse link gG	10 A
Wire gauge	1,0...2,5 mm ² (solid, stranded)
Tightening torque, terminals	max 0,8 Nm
Panel mounting	ø22
Mechanical endurance	3.0 mln (transposition cycles)