

Cam switch in enclosure with lamp SK10 OB12L



Ordering code

SK 10 - \

Mounting

- OB12/L** in housing OB12 with green indicator lamp 230AC
- OB12C/L** in housing OB12 with yellow-red front and green indicator lamp 230AC
- OB12Z/L** in housing OB12 with lockable front and green indicator lamp 230AC
- OB12ZC/L** in housing OB12 with lockable yellow-red front and green indicator lamp 230AC

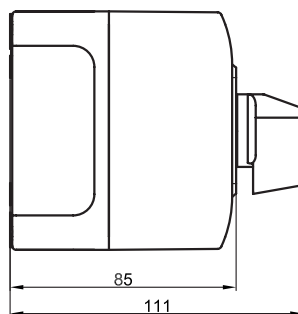
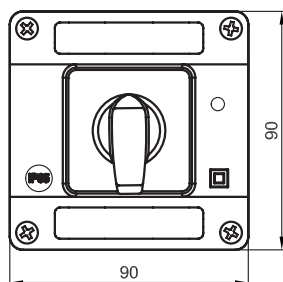
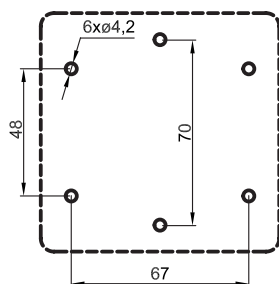
Assembly number

- 1.825** Disconnecter 0-1 (1 - pole)
- 1.828** Disconnecter 0-1 (2 - pole)
- 2.8211** Disconnecter 0-1 (3 - pole)
- 2.8210** Disconnecter 0-1 (4 - pole)
- 3.8220** Disconnecter 0-1 (5 - pole)
- 3.8210** Disconnecter 0-1 (6 - pole)
- 4.8240** Disconnecter 0-1 (7 - pole)
- 4.824** Disconnecter 0-1 (8 - pole)
- 5.8220** Disconnecter 0-1 (9 - pole)
- 5.822** Disconnecter 0-1 (10 - pole)
- 6.8210** Disconnecter 0-1 (11 - pole)
- 6.821** Disconnecter 0-1 (12 - pole)

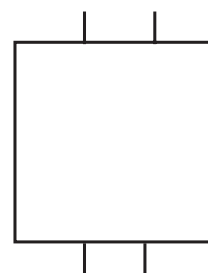
Current

10 10 A

Dimensions



Positioning of the holes for the glands



Number of segments in the switch

1 ... 6

Gland type

M20x1,5

Technical data

Rated insulation voltage U_e	690 V
Rated withstand impulse voltage U_{imp}	6 kV
Rated continuous current $I_u=I_{th}$	16 A
Rated operational current I_e for AC-21A, AC-22A	10 A (230/400/500/690 V)
Rated operational power P_e for AC-23A	2 kW (230 V) 4 kW (400 V) 5 kW (500 V) 6 kW (690 V)
Rated operational power P_e for AC-3	1.5 kW (230 V) 3 kW (400 V) 3.5 kW (500 V) 5 kW (690 V)
Rated operational current I_e for DC-21A	10 A (24 V) 6 A (110 V) 5 A (220 V)
Short-time short-circuit withstand current $I_{cw}(1s)$	0.25 kA
Rated short-circuit making current I_{cm}	0.34 kA
Rated conventional short-circuit current	10 kA
Rated current fuse link gG	10 A
Wire gauge	1...4 mm ²
Tightening torque, terminals	0.5 Nm
Panel mounting	31/□36
Mechanical endurance	3.0 mln (transposition cycles)
Ambient temperature	-40 ... +70°C (work) -40 ... +70°C (storage)
Protection level: PN-EN 60529 to the panel	IP65
Protection level of OB enclosure	IP65
Vibration test (acc. to IEC 60068-2-6)	2...13, 2...100 Hz (frequency) ± 1 mm (acceleration amplitude) ±0.7 g (acceleration amplitude)
Shock test (acc. to IEC 60068-2-27)	15 g (peak acceleration) 11 ms (impulse duration)
Damp heat cyclic test (acc. to IEC 60068-2-30)	55°C (ambient temperature) 95% (relative humidity)
Salt mist cyclic test (acc. to IEC 60068-2-52)	severity 1