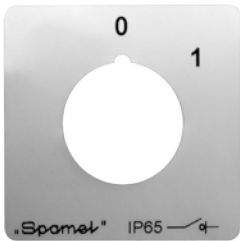


Łącznik krzywkowy mocowany do pulpitu w otworze $\varnothing 22$ pokrętny kluczem SK20G SA22



Srebrna naklejka na pulpit

Ordering code

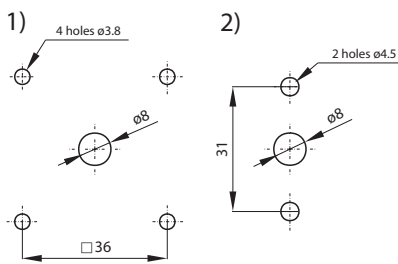
SK 20 G- \ SA22

Mounting
SA22 napęd D22 (IP54) z kluczykiem wyciąganym w położeniu 0°

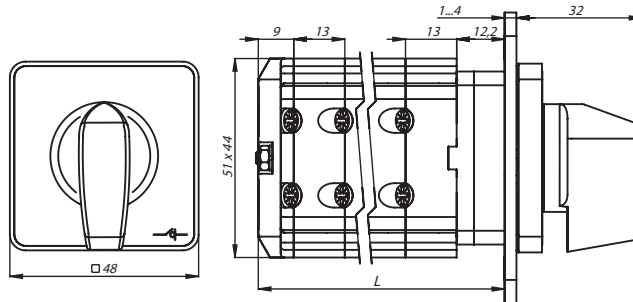
Assembly number
1.825 Disconnecter 0-1 (1 - pole)
1.828 Disconnecter 0-1 (2 - pole)
2.8211 Disconnecter 0-1 (3 - pole)
2.8210 Disconnecter 0-1 (4 - pole)
3.8220 Disconnecter 0-1 (5 - pole)
3.8210 Disconnecter 0-1 (6 - pole)
3.8368 Reversing switch L-0-P
3.83139 2-speed switch
 2 separate windings
2.4414 Rotary disconnecter 0-1
2.8445 Control switch 0-1-2-3
1.834 Disconnecter 1-0-2 (1 - pole)
2.8338 Disconnecter 1-0-2 (2 - pole)
3.8380 Disconnecter 1-0-2 (3 - pole)

Current
20 20 A

Dimensions



Spacing of fixing holes for the assembly:
 1) P03, P04, P07, P08 (4 tapping screws)
 2) P23, P24, P27, P28 (2 screws)



Number of segments	L [mm]
1	34
2	47
3	60
4	73
5	86
6	99
7	112
8	125
9	138
10	151

Number of segments in the switch

1 ... 3

Technical data

Rated insulation voltage U_e	690 V
Rated withstand impulse voltage U_{imp}	6 kV
Rated continuous current $I_u = I_{th}$	25 A
Rated operational current I_e for AC-21A, AC-22A	20 A (230/400/500/690 V)
Rated operational power P_e for AC-23A	3.5 kW (230 V) 6 kW (400 V) 7.5 kW (500 V) 10 kW (690 V)
Rated operational power P_e for AC-3	2.5 kW (230 V) 4 kW (400 V) 5 kW (500 V) 8 kW (690 V)
Rated operational current I_e for DC-21A	20 A (24 V) 10 A (110 V) 8 A (220 V)
Short-time short-circuit withstand current $I_{cw}(1s)$	0.5 kA
Rated short-circuit making current I_{cm}	0.7 kA
Rated conventional short-circuit current	10 kA
Rated current fuse link gG	20 A
Wire gauge	1,0...2,5 mm ² (solid, stranded)
Tightening torque, terminals	max 0,8 Nm
Panel mounting	$\varnothing 22$
Mechanical endurance	3.0 mln (transposition cycles)