

Rozvodná krabice ROS 11/FI s jističí a proudovým chráničem



## Složení objednáčíchó kódu

ROS 11\FI-

Č. provedení rozvodnice

01, 02, 03, 04, 05  
06, 07, 11, 12, 14  
15, 21, 22, 23, 25

## Složení rozvodnic



Zásuvka IEN 1643



Zásuvka IEN 1653



Zásuvka IEN 3243



Zásuvka IEN 3253



Zásuvka VZ 16 nebo VZ 16S



Třífázový jistič 16A/C



Třífázový jistič 32A/C



Jednofázový jistič 16A/B

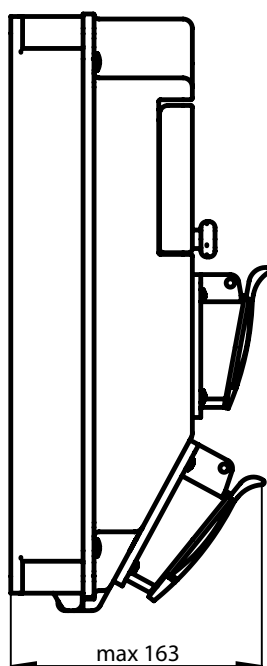
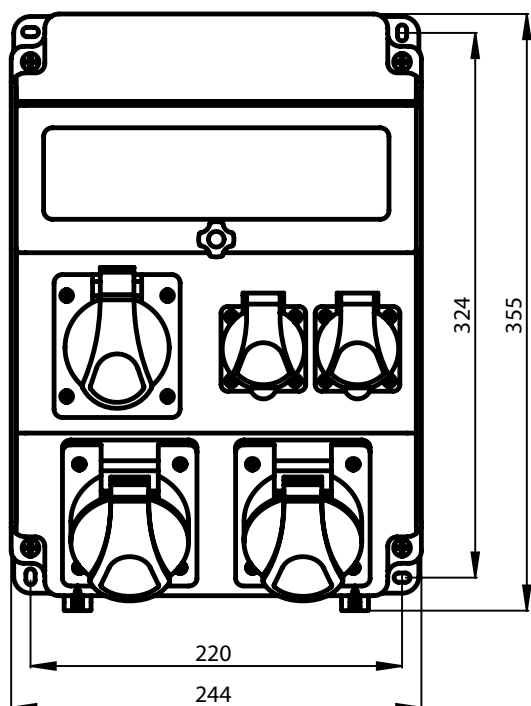


Chránič

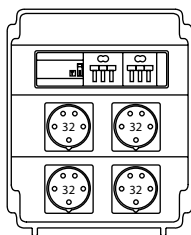
## Technické data

Jmenovité napětí	400/230 V, (50 Hz)
Jmenovité izolační napětí $U_i$	500 V
Jmenovité impulzní napětí $U_{imp}$	4 kV
Jmenovitý tepelný proud $I_n = I_u$	32 A
Stupeň ochrany	IP44
Stupeň ochrany	II
Průřez připojovacích vodičů	2,5...6 mm <sup>2</sup>
Charakteristika jističů	typ B (jednofázové) typ C (třífázové)

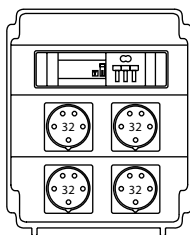
## Rozměry



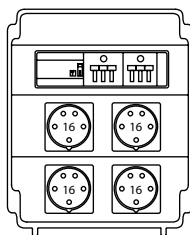
## Provedení



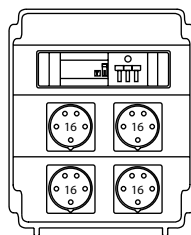
ROS 11\FI-01



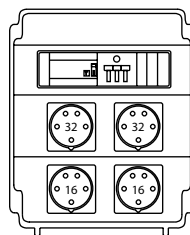
ROS 11\FI-02



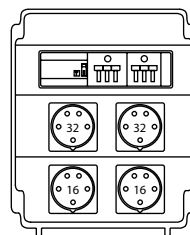
ROS 11\FI-03



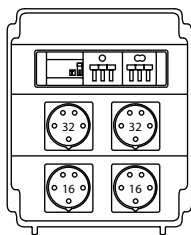
ROS 11\FI-04



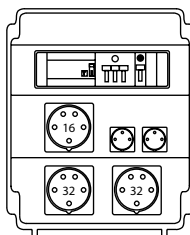
ROS 11\FI-05



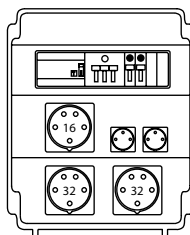
ROS 11\FI-06



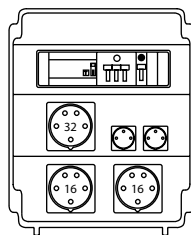
ROS 11\FI-07



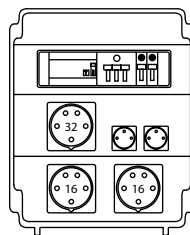
ROS 11\FI-11



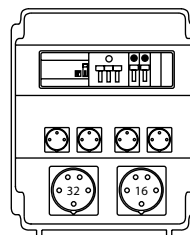
ROS 11\FI-12



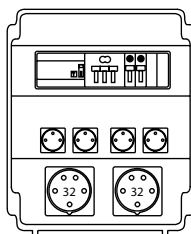
ROS 11\FI-14



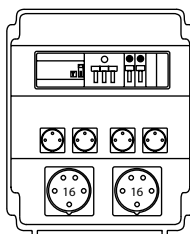
ROS 11\FI-15



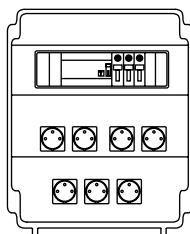
ROS 11\FI-21



ROS 11\FI-22



ROS 11\FI-23



ROS 11\FI-25