


## Power supply changeover switch PRZK 63



W01

W02

### Technical data (continuous work)

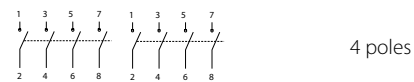

Rated insulation voltage $U_i$	690 V
Rated withstand impulse voltage $U_{imp}$	8 kV
Conventional rated thermal current in the air $I_{th}$	63 A
Rated operational current $I_g$ for AC-21A, AC-22A	63 A (690 V)
Rated operational current $I_g$ for AC-23A	63 A (400 V) 45 A (500 V) 30 A (690 V)
Rated power AC-23A for 3-phase standard asynchronous motors	30 kW (400 V) 30 kW (500 V) 25 kW (690 V)
Rated operational current $I_g$ for DC-21A	63 A (220 V)
Rated operational current $I_g$ for DC-22A	40 A (220 V)
Rated operational current $I_g$ for DC-23A	30 A (220V)
Short-time short-circuit withstand current $I_{cw}(1s)$	1.8 kA
Rated short-circuit making current $I_{cm}$	6 kA
Rated conventional short-circuit current	15 kA (fuse link gL/gG 63 A)
Mechanical endurance	10000 (cycles)
Electrical endurance	1500 (cycles)
Wire gauge	6...16 mm <sup>2</sup> (solid)
Weight	0.3...0.32 kg
Vibration test (acc. to IEC 60068-2-6)	2...100 Hz (frequency) ± 1 mm (amplitude) ±0.7 g (acceleration)
Shock test (acc. to IEC 60068-2-27)	15 g (peak acceleration) 11 ms (impulse duration)
Damp heat cyclic test (acc. to IEC 60068-2-30)	55°C (ambient temperature) 95% (relative humidity)
Salt mist cyclic test (acc. to IEC 60068-2-52)	severity 1

### Ordering code

PRZK-  \

	Disconnecter knob
<b>W01</b>	for external knob
<b>W02</b>	with knob on black disconnector
	Disconnecter poles
<b>3063N</b>	3 poles + N non-switched
<b>4063</b>	4 poles
<b>4063N</b>	3 bieguny + N rozłączny

### Disconnecter poles



### Accessories

Auxiliary contact SP80

Knob PRP 30

Shaft with a lock RSI 160-1919

Shaft clamps for RSI, PRZK RSI160-6621\P01

## Dimensions

