

Switch socket ZI with disconnecter L-O-P (SCHUKO)



IP44

Ordering code

ZI -S

Assembly number of the switch socket

03\R121, 03\R221, 04\R121, 04\R221
05\R361, 05\R362, 05\R461, 05\R462

In assemblies: ZI05\R361-S, ZI05\R362-S, ZI05\R461-S, ZI05\R462-S the side socket is protected with a fuse-link WTA 10A/250V prąd przemienny 1500 A AC.

Assemblies ZI01 are fitted with a rubber gland, other assemblies: metric gland

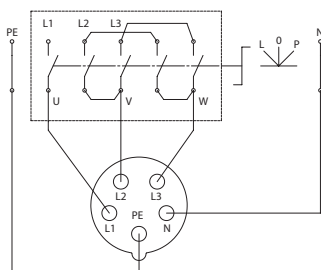
Technical data

Rated insulation voltage U_i	500 V
Rated continuous current I_u	max 32 A
Rated frequency	50-60 Hz
Rated switching voltage U_e	230/400 V
Rated withstand impulse voltage U_{imp}	6 kV
Wire gauge	2.5...4 mm ²
Protection level	IP44
Protection class	II
Gland type	rubber M25x1,5

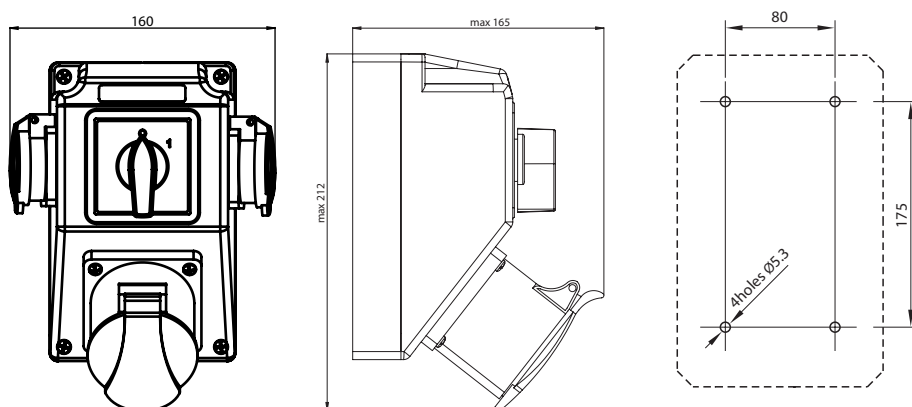
Product description

There is a variety of configurations regarding the type and current rating of sockets. Switch sockets ZI with main socket 16A are fitted with a cam switch ŁK16R in function of a changeover switch L-O-P. Units with main socket 32A are fitted with a cam switch ŁK32R. Switch sockets ZI are compliant with the standard: PN-EN 60439-3, PN-EN 60439-1.

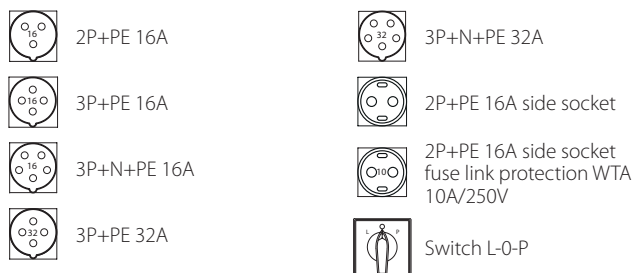
Electrical diagram




Dimensions



Elements of the assemblies



Pin layout of the sockets



Assemblies

