

## Switch receptacle ZO with miniature circuit breaker



### Ordering code

ZO

Assembly number of the switch socket

31\R341, 31\R441, 32\R111, 32\R211

### Technical data

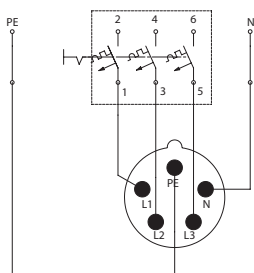
Rated insulation voltage $U_i$	500 V
Rated continuous current $I_u$	max 32 A
Rated frequency	50-60 Hz
Rated switching voltage $U_e$	230/400 V
Rated withstand impulse voltage $U_{imp}$	6 kV
Wire gauge	2.5...6 mm <sup>2</sup>
Protection level	IP44
Protection class	II
Weight	0.5...1.0 kg
Gland type	M25x1,5 (16 A) M32x1,5 (32 A)

### Product description

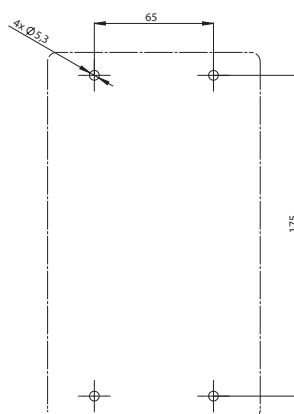
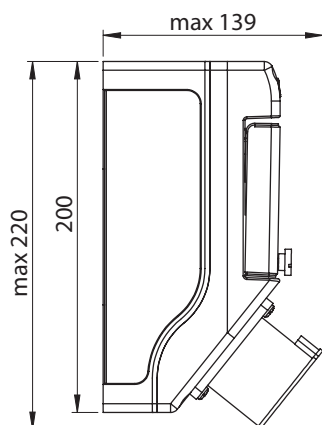

Type ZO3... with miniature circuit breaker protection carries out the switching function (ON/OFF). The complete device has protection level IP 44. The device is powered via the plug and controlled with the switch. Switch receptacles ZO are compliant with the standard: PN-EN 60439-3, PN-EN 60439-1.

New devices are compliant with RoHS Directive 2002/95/EC which means that they do not contain the hazardous substances listed in the Directive.

### Electrical diagram



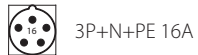
### Dimensions



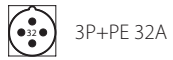
## Elements of the assemblies



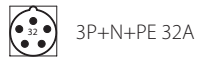
3P+PE 16A



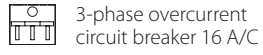
3P+N+PE 16A



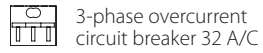
3P+PE 32A



3P+N+PE 32A



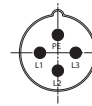
3-phase overcurrent  
circuit breaker 16 A/C



3-phase overcurrent  
circuit breaker 32 A/C

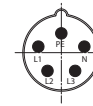
## Pin layout of the plug

**3P+PE**  
16 A 400V, 32 A 400V




IP44

**3P+N+PE**  
16 A 230/400V, 32 A 230/400V




IP44


## Assemblies




ZO31\R341



ZO31\R441



ZO32\R111



ZO32\R211